

Multinail Uni Tie



Uni Ties are strong and economical connectors for timber connections and tie down.

Benefits of the Uni Tie

Strong versatile galvanized steel timber connectors, formed from prime quality galvanized steel.

- The economical way of achieving a strong, rigid structure
- Quick and easy to install with a nail gun
- More effective than skew or end nailing
- Made in Australia

Typical Applications

90 degrees




Figure 1: Uni Tie joined purlin to roof truss at 90 degrees

90 degrees



2/32mm long x 2.5Ø gun-nails to ribbon plate and
2/32mm long x 2.5Ø gun-nails in top plate

Figure 2: Uni Tie tie-down roof truss to wall frame at 90 degrees

45 degrees




Figure 3: Uni-Tie tie-down hip truss to wall frame at 45 degrees

Fixing

4/32mm long x 2.5Ø gun-nails into each truss and 2/32mm long x 2.5Ø gun-nails into each top plate (4/32mm long x 2.5Ø gun-nails in total to top plates or beams), Refer to Figure 6 for allowable gun-nail fixing areas.

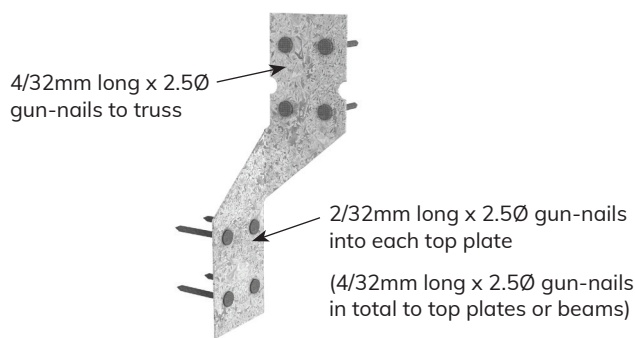


Figure 4: Uni Tie with gun-nail fixings

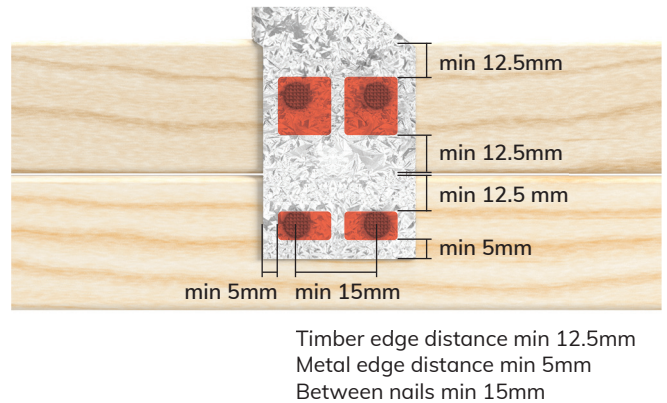


Figure 5: Gun-nail fixing areas

Notes:

- All nails need to be 32mm long x 2.5Ø hardened screw shank nails and comply with AS2334-1980 or ASTM F1667-15.
- Nail-gun nails must be more than 5mm from any metal edge or hole and placed at least 15mm apart.
- Nails are not to be driven at excessively high pressure, as they may punch through the steel product. Nail heads should be flush with the metal surface.
- Care must be taken when using Nail-gun-driven nails through metal products. Refer to the nail gun supplier's safety recommendations before operating these tools. Items to consider include safety clothing, eye protection and the angle of the nail to the metal should be 90°. Multinail does not accept any responsibility for injuries incurred if nail guns are used to install Multinail metal products.




Figure 6: Install the Uni Ties as shown to achieve double capacities

Limit State Design Capacity - Wind Uplift

Technical Specifications

Table 1: Limit State Design Capacity (kN) per Uni Tie

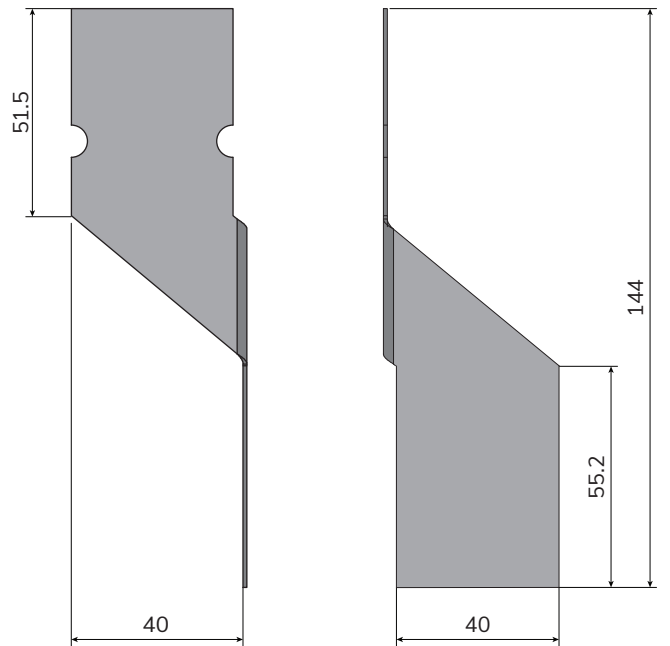
Timber Joint Group	Wind Uplift Capacity (kN)	
	90 degrees	45 degrees
JD3	4.1	3.7
JD4	3.1	3.1
JD5	2.5	2.5

Note:

Limit state design capacities are obtained from laboratory testing and derived from AS1720.1 for houses where failure is unlikely to affect an area greater than 25m². For primary elements in structures other than houses or elements in a house for which failure would be greater than 25m² these capacities must be multiplied by 0.94. For primary joints in essential services or post disaster buildings multiply by 0.88.

For 2/Uni Ties the table values can be doubled, following the correct installation as illustrated in Figure 6.

Steel G300 Steel, Z275, 1mm Thickness



Description and Packing

Product Code	Description	Carton Qty	Pallet Qty	Carton kg.
UT-200		200	64	9.6

Fixings



Personalised. Local. Progressive.

Multinail Australia Pty. Ltd.

155 Burnside Road, Stapylton

QLD 4207, Australia

Phone: +61 (0)7 3297 3250

Email: enquiry@multinail.com

www.multinail.com.au